


BETAtherm® 155 UL/CSA UL 3289 / CSA CL 1503 150 °C / 600 V

Single-core cable with increased resistance to temperature



Competitive advantage

- Very high resistance to temperature, service temperature up to +150 °C
- Flame retardant, low smoke density
- Electron-beam cross-linked
- Insensitive to the conventional insulating varnishes

BETAtherm® 155 UL/CSA

Application

BETAtherm® 155 UL / CSA is an electron-beam cross-linked and temperature resistant single-core cable for the internal wiring of lamps, heating appliances and electric machines (thermal class F), in apparatus, mechanical and plant engineering.

The single-core cable is insensitive to conventional insulating varnishes and enables high stove enamelling temperatures to be used during the processing.

Construction

- Conductor Tinned fine copper strands acc. to VDE 0295/IEC 60228, class 5
- Insulation Polyolefine copolymer, electron-beam cross-linked
- Core colour (further colours upon request)

Electrical properties

Nominal voltage	U ₀ /U	600 V
Testing voltage		5000 V

Thermal properties

Conductor temperature	fixed installation	+150 °C max.
	occasionally moved	+120 °C max.
Short-circuit temperature		+280 °C max.
Ambient temperature	fixed installation	-55 °C min.
	occasionally moved	-35 °C min.

Bending radius

Fixed installation	> 4 × outer Ø min.
Occasionally moved	> 6 × outer Ø min.













Standards / material properties

- Flame retardant: EN/IEC 60332-1-2
- Resistance to temperature: IEC 60216-2, 155 °C / 5000 h













Approvals

- UL AWM 3289, file no. E146164
- CSA CL 1503

Dimensions, weights according to AWG

Cross-section		Outer Ø	Weight	Fire load	Order no. (by Core colour)												
AWG	(mm ²)	mm	kg/km	kWh/m													
22	(0.38)	2.4	9	0.036	Ø	210883	210885	217233	210884	211833	Ø	Ø	Ø	Ø	Ø	Ø	210882
20	(0.61)	2.6	11	0.041	Ø	210889	210891	217553	210890	211835	Ø	211834	Ø	217554	Ø	210888	
18	(0.96)	2.9	16	0.048	212188	210893	210895	212773	210894	211839	Ø	211840	Ø	219660	Ø	210892	
16	(1.32)	3.1	19	0.053	212389	210897	210899	212772	210898	211841	Ø	Ø	Ø	Ø	Ø	210896	
14	(2.09)	3.5	28	0.065	212434	210901	210903	214478	210902	211843	Ø	Ø	Ø	Ø	Ø	210900	

Dimensions, weights according to mm²

Cross-section		Outer Ø	Weight	Fire load	Order no. (by Core colour)												
mm ²	(AWG)	mm	kg/km	kWh/m													
0.50	(22)	2.5	10	0.041	Ø	218995	Ø	Ø	210889	Ø	Ø	Ø	Ø	Ø	Ø	Ø	Ø
0.75	(20)	2.8	13	0.047	Ø	218997	Ø	Ø	Ø	219786	Ø	Ø	Ø	Ø	Ø	Ø	Ø
1	(18)	2.9	15	0.049	Ø	218999	Ø	Ø	Ø	Ø	Ø	Ø	Ø	Ø	Ø	Ø	Ø
1.5	(16)	3.2	20	0.057	221283	219001	Ø	Ø	Ø	Ø	Ø	Ø	Ø	Ø	Ø	Ø	Ø
2.5	(14)	3.7	30	0.070	Ø	219003	Ø	Ø	Ø	Ø	Ø	Ø	Ø	Ø	Ø	Ø	Ø
4	(12)	4.2	45	0.082	Ø	Ø	Ø	Ø	Ø	Ø	Ø	Ø	Ø	Ø	Ø	Ø	Ø
6	(10)	4.7	64	0.096	Ø	217134	Ø	Ø	Ø	Ø	Ø	Ø	Ø	Ø	Ø	Ø	Ø
10	(8)	6.5	109	0.194	Ø	219535	Ø	Ø	Ø	Ø	Ø	Ø	Ø	Ø	Ø	Ø	Ø
16	(6)	8.2	177	0.341	Ø	217633	Ø	Ø	Ø	Ø	Ø	Ø	Ø	Ø	Ø	Ø	Ø
25	(4)	9.4	259	0.412	Ø	218453	Ø	Ø	Ø	Ø	Ø	Ø	Ø	Ø	Ø	Ø	Ø
35	(2)	10.9	357	0.498	219033	219032	Ø	Ø	Ø	Ø	Ø	Ø	Ø	Ø	Ø	Ø	Ø
50	(1)	14.1	530	0.838	219035	219034	Ø	Ø	Ø	Ø	Ø	Ø	Ø	Ø	Ø	Ø	Ø
70	(2/0)	15.6	716	0.968	Ø	218476	Ø	Ø	Ø	Ø	Ø	Ø	Ø	Ø	Ø	Ø	Ø
95	(3/0)	17.2	931	1.100	311182	219038	Ø	Ø	Ø	Ø	Ø	Ø	Ø	Ø	Ø	Ø	Ø
120	(4/0)	19.4	1185	1.250	Ø	304059	Ø	Ø	Ø	Ø	Ø	Ø	Ø	Ø	Ø	Ø	Ø